



# **Youth Model United Nations Conference**

## **Delegate Preparation Guide**



*Developing global citizens as leaders of the future*

**Introduction:**

Dear Delegates,

Welcome to the Regent's University London Youth Model United Nations Conference! We are pleased that you have decided to participate in the exciting programme and hope that you will find it both rewarding and exciting.

The first simulations of world systems date back to the 1920s, when schools in the United States participated in a Model League of Nations. After the beginning of the Second World War and the eventual official dissolution of the League of Nations in 1945, the United Nations was created as the new international body. The concept of collective security formed the foundation for this new entity, which assumed responsibility for the maintenance of international peace and security. Since the 1950s, Model United Nations (Model UN) Conferences have spread internationally and have now become a global phenomenon.

The Model UN programme is designed to serve as a high value, interdisciplinary and intercultural experience. As student delegates, you will not only immerse yourselves in another country, political system and culture, but you will be able to constructively discuss real world dilemmas with your peers and collectively develop realistic solutions. Additionally, you will gain valuable experience and skills in leadership, teamwork, interpersonal communication, diplomacy, public speaking, research, and negotiation.

The programme ultimately seeks to provide you with the conceptual knowledge and practical experience to understand the complexities of the United Nations as an international body for diplomacy and cooperation. The goal of this programme is to develop global citizens as leaders of the future.

Many Kind Regards,  
Sabrina White  
Regent's University London

## TABLE OF CONTENTS

<b>INTRODUCTION</b>	4-6
<i>How does the simulation work?</i>	4
<i>What are you being asked to do?</i>	4
<i>What support will be available to you?</i>	5
<i>Conference Schedule</i>	5
<b>PREPARATION</b>	6-14
<i>History and Structure of the UN</i>	6-9
<i>Your role as a member state</i>	9
<i>Researching your country</i>	9
<i>Researching your committee</i>	9
<i>Researching your agenda topics</i>	10
<i>Public Speaking &amp; Speech Writing</i>	11
<i>Diplomacy</i>	12
<i>Negotiation</i>	13-14
<b>Position Papers</b>	15-17
<b>RESOLUTIONS</b>	18-25
<i>Drafting Working Papers/Draft Resolutions</i>	18
<i>Preambular Clauses</i>	19
<i>Operative Clauses</i>	20
<i>Resolution format</i>	21
<i>Example of a UN Resolution</i>	22-23
<i>Negotiating Draft Resolutions</i>	24
<i>Amending Draft Resolutions</i>	24
<i>Life Cycle of a Resolution</i>	25
<b>SIMULATIONS</b>	26-38
<i>Types of Debate</i>	26
<i>Formal Debate &amp; Speaker's List</i>	26
<i>Informal Debate &amp; Caucusing</i>	27
<i>Timeline of Caucus Negotiations</i>	27-28
<i>Order of the Simulation</i>	29
<i>Chart of Simulation Order</i>	30-32
<i>Rules of Procedure</i>	33
<i>Motions</i>	34-35
<i>Voting Procedure</i>	35-36
<i>Voting on Draft Resolutions</i>	37
<i>MUN Rules of Procedure Short Form</i>	38
<b>ADDITIONAL RESOURCES</b>	39-40

## INTRODUCTORY PREPARATION

---

The MUN simulation is educational in nature, striving to provide attending delegates with knowledge, skills and experience that will be applicable for the rest of their lives. The key to being a successful MUN delegate is thorough preparation. There are six main areas of research which should be addressed from very early in the preparation process through arrival at the simulation itself. It is an MUN suggestion that the five main areas of study be addressed in the following order, as each area is progressively more in-depth than the one listed before:

- Research the structure and history of the United Nations
- Research your assigned Member State
- Research your committee
- Research your role in the committee
- Research the agenda topic beyond what is written in the background guides
- Prepare a position paper outlining your Member State's policies towards the agenda topics

### How does the simulation work?

Participants are assigned a UN Member state with each of them assuming the role of a diplomat from that country. They must represent the views and interests of that country, instead of their own personal opinions.

Participants will be assigned a committee, research the committee topics, discover the views, values and positions of their assigned country on the topics, and negotiate with other participants to find realistic solutions.

### What are you being asked to do?

With your advisor and our active support and training services:

- Meet at least every other week for an hour or two
- Train in simulations
- Conduct research

### What support will be available to you?

- **Training for Delegates:** A Model UN expert will be available to send to your school upon your request, on at least 2 occasions to meet with your team and assist them in their preparation
- **Committee Background Guides:** These guides will provide the rules and guidelines for attending a Model UN conference, as well as background information on each of the committee topics. The guides will assist students in conducting their research, writing position papers, participating in simulations and general preparation. Background guides will be available from 7 February.
- **General Support:** If you have any questions, comments or concerns throughout the entire preparation process, there will be a Regent's representative to assist you.

## CONFERENCE SCHEDULE

---

### Saturday

**8.30-9.00am:** Registration

**9am-9.30am:** Opening Ceremony

**9:30am-12:30pm:** Session I

**12:30pm-1:30pm:** Lunch

**1:30pm-4:30pm:** Session II

**4:30pm-5:30pm:** Guest Speaker

### Sunday

**9am-9:30am:** Briefing

**9:30am-12:30pm:** Session IV

**12:30pm-1.30 pm:** Lunch

**1.30pm-3pm:** Session V

**3pm-4pm:** Closing Ceremony

## PREPARATION

The MUN simulation is educational in nature, striving to provide attending delegates with knowledge, skills and experience that will be applicable both during and after college.

The key to being a successful MUN delegate is thorough preparation. There are six main areas of research which should be addressed from very early in the preparation process through arrival at the simulation itself. It is an MUN suggestion that the five main areas of study be addressed in the following order, as each area is progressively more in-depth than the one listed before:

- Research the structure and history of the United Nations
- Research your assigned Member State
- Research your committee
- Research your role in the committee
- Research the agenda topic beyond what is written in the background guides
- Prepare a position paper outlining your Member State's policies towards the agenda topics

## History and Structure of the UN

Thorough preparation must begin with an understanding of the United Nations itself. The following sections provide basic information on the bodies that are simulated at the MUN simulations. Numerous sources such as The United Nations website<sup>1</sup> detail the events leading up to the creation of the UN. In addition, make sure to review:

- The UN Structure: how the various organs of the United Nations System (the Security Council, the General Assembly, the Economic and Social Council, Specialized Agencies, and IGOs) work together and the topic specialties of each.
- *The Charter of the United Nations*: the *UN Charter* in its entirety.
- Past actions by the United Nations: the significant resolutions and decisions that have come from the UN and their impact. This list should include the *Universal Declaration of Human Rights*

### ***The United Nations System***

*The United Nations Charter establishes six principal organs of the United Nations. These organs are: The General Assembly, The Security Council, The Economic and Social Council, The Trusteeship Council, the Secretariat and the International Court of Justice.*<sup>2</sup>

<sup>1</sup> <http://www.un.org/en/>

<sup>2</sup> Weiss, Thomas G. and Daws, Sam (2007). *The Oxford Handbook on The United Nations*. Oxford: Oxford University Press.

## **The General Assembly (GA)**

The GA, which is considered to be the World Parliament, serves as the primary deliberative and policymaking organ of the United Nations and is the only committee which is composed of all Member States. Under the principle of sovereign equality, all Member States in the GA have exactly one vote on each procedural and substantive item.

The GA has two main functions:

1. It serves as the main deliberative forum for member states
2. Provider of administrative oversight of the UN system<sup>3</sup>

The GA discusses a wide variety of topics, including issues related to the maintenance of international peace and security, in cases where the Security Council is not currently deliberating on said issues, the peaceful settlement of disputes, international law, human rights and any other question which falls under the scope of the UN Charter. The GA also decides on the UN budget, elects non-permanent members of the Security Council, elects membership of the Economic and Social Council (ECOSOC), appoints the Judges for the International Court of Justice and selects the Secretary-General of the United Nations.<sup>4</sup>

However, the decisions of the GA are not binding under international law. Therefore, it is crucial that the resolutions that are passed receive the most consensus possible. If Member States all agree to the terms of resolutions, then it is likely that they will take the necessary obligatory measures to adhere to the resolutions.

## **The Security Council (SC)**

The Security Council has the 'primary responsibility for the maintenance of international peace and security'.<sup>5</sup> It serves as the organ who leads in determining existing threats to the peace or acts of aggression. When settling disputes, the Security Council must first attempt to find a peaceful solution, which may involve "negotiation, enquiry, mediation, conciliation, arbitration, judicial settlement, resort to regional agencies or arrangements, or other peaceful means of their own choice".<sup>6</sup> Practical measures could include investigations and reports, and other forces of international political pressure.

Where pacific settlement of disputes proves to be unsuccessful in maintaining peace, then the Security Council can invoke further actions under Chapter VII of the UN Charter. Non-military intervention measures may include economic sanctions and "severance of diplomatic relations".<sup>7</sup> If this is unsuccessful, then article 42 may become necessary, where collective military action is invoked by "air, sea, or land forces". Invoking Chapter VII (42) is seen as the last resort towards maintenance of international peace and security.

---

<sup>3</sup> Weiss, Thomas G. and Daws, Sam (2007). *The Oxford Handbook on The United Nations*. Oxford: Oxford University Press.

<sup>4</sup> UN Charter (1945), Chapter IV

<sup>5</sup> UN Charter (1945), Chapter V, art 24

<sup>6</sup> UN Charter (1945). VI(33).

<sup>7</sup> UN Charter (1945). VII (41).

The council is composed of 15 representatives, 5 of whom are Permanent members and 10 of whom are non-permanent members. The 10 non-permanent members of the council are elected by the General Assembly for two year terms. The permanent members, collectively known as the P5 (China, France, Russia, the United Kingdom and the United States of America), sit permanently on the council and all have the special privilege of the veto. Resolutions passed in the Security Council are the only decisions that are binding under international law.

The veto means that in votes on non-procedural matters, for any matter to pass, no member of the P5 can vote no. If a member of the P5 chooses to abstain on a decision, then there is still a possibility that a draft resolution will pass. However, nine affirmative votes are required the pass a resolution in the Security Council.<sup>8</sup>

The council presidency rotates monthly, for ensuring that discussions and decisions are managed as smoothly as possible. The president must also meet with the Secretary General to identify actors in a dispute, strategize negotiations with the P5 and consult with other relevant actors and Member States.<sup>9</sup>

The Security Council must also be able to meet at a moment's notice, in any instance of any issues that imminently threaten international peace and security. It is for this reason that the body has less Member States, as they must be able to act quickly for the most urgent issues.

### **The Economic and Social Council (ECOSOC)**

The Economic and Social Council is made up of 54 Member States, and is responsible for dealing with issues with respect to "international economic, social, cultural, educational, health and related matters". They are essentially the main body responsible for encouraging respect for human rights and fundamental freedoms. They can make or initiate studies and reports, make recommendations, call for conferences and prepare draft conventions for the General Assembly, and set up commissions in economic and social fields.<sup>10</sup>

### **The Trusteeship Council**

The Trusteeship Council was created to oversee the decolonization and independence of former colonies globally. The council suspended operations in 1994 upon the independence of Palau, the last UN trust territory.<sup>11</sup>

### **The International Court of Justice**

The International Court of Justice (ICJ) is the "principle judicial organ of the United Nations".<sup>12</sup> The court is responsible for settling legal disputes and gives advisory opinion on issues submitted to it by Member States. The court is composed of 15 judges, elected by the General Assembly, and who serve for terms of 9 years.

---

<sup>8</sup> UN Charter (1945). Chp 5, art. 27.

<sup>9</sup> Weiss et al (2007). *The United Nations and Changing World Politics*, 5<sup>th</sup> edition. Boulder: Westview Press. P.9

<sup>10</sup> UN Charter (1945). Chapter 10.

<sup>11</sup> United Nations. <http://www.un.org/en/mainbodies/trusteeship/>; UN Charter (1945). Chapter 8.

<sup>12</sup> UN Charter (1945). Chapter 14 (92)



## The Secretariat

The Secretariat is headed by the Secretary General and is responsible for the day-to-day work of the United Nations.<sup>13</sup> This organ is the administrative organ of the United Nations, and has nearly 43,000 members of staff worldwide.<sup>14</sup>

The Secretary General, Ban Ki-Moon, serves as the chief administrative officer and the head spokesman of the United Nations. The individual is elected to serve for five year terms, which can indefinitely be renewed. In addition to organising and directing staff, the Secretary General makes produces an annual report to the General Assembly on the work of the UN, makes recommendations and may introduce issues seen as a threat to international peace and security to the Security Council.<sup>15</sup> Additionally, one of the most critical roles of the Secretary General is his use of “good offices, in where steps are taken in “public and in private, drawing upon his independence, impartiality and integrity, to prevent international disputes from arising, escalating or spreading”.<sup>16</sup>

### Your role as a Member State

As Member States in each committee, the primary goal is to pursue the interests of your country while seeking realistic global solutions to the agenda topics. Delegates will need to negotiate with Member States and collaborate with them to produce a resolution or solution to the assigned topics. Therefore, delegates are expected to have at least a basic understand the foreign policies of their individual governments and to act within the constraints of those policies and interests during the conference.

### Researching your Country

Once delegates have familiarised themselves with the structure, history and functions of the UN system, the next step should be researching the assigned country. They should begin by researching its political structure, economic conditions, religion(s), history, and culture. It is useful to also research the main problems within your country, including but not limited to the status of minority populations, human rights record, division of wealth, development, health care, education, poverty, the environment. As these factors shape a Member State’s foreign policy, familiarity with these areas will assist delegates in forming a consistent foreign policy and strategy for the negotiations.

### Researching your Committee:

It is essentially that delegates understand the mandate, roles and powers of each committee. This will give delegates a better understanding of the types of decisions that they will be able to make when they are at the conference. It is recommended that delegates also begin examining a few examples of resolutions, agenda items and discussions that have taken place within their committee. The best place to find this information is through the UN Official Documents Search System.<sup>17</sup>

<sup>13</sup> UN Charter (1945). Chapter 15.

<sup>14</sup> Secretary General’s Report (A/67/329).

<sup>15</sup> UN Charter (1945), Chapter 15.

<sup>16</sup> [http://www.un.org/sg/sg\\_role.shtml](http://www.un.org/sg/sg_role.shtml)

<sup>17</sup> <http://www.un.org/en/documents/>

## Researching your agenda topics

Delegates will be provided with a Background Guide, which will provide them with basic information regarding each of their topics. The guides are designed to serve as a starting point for research, as well as to guide delegates as to the type of questions and issues they will need to research and consider for discussion at the conference.

While reading the Background Guide, develop answers to the following basic questions:

- When considering each topic, what essential questions are being raised?
- In your opinion as a diplomat, why are these issues important?
- Give specific reasons why you believe these issues remain unresolved.
- What important documents are essential to your research?
- What actions have various international bodies taken in the past regarding these issues?
- What actions are they currently taking, or what committees exist to address them?
- What should be done from the perspective of your State to resolve the issues?

Researching a topic is a complex process which calls for determining what various bodies within and related to the UN System have done previously to address the matter, what is currently in place, and what is planned for the future. It is also important to examine the successes and the failures, and to attempt to determine why those approaches have succeeded or failed.

Preparing for committee session at the NMUN also includes identifying blocs of States that may share the same perspectives and priorities and collaborate with you in committee sessions (this is also an important task for NGOs). You should try to answer the following questions:

- Are there other States or other organizations that share your view?
- What States or other organizations oppose your view?
- Which Member States are in the same voting bloc as your assigned State?
- Is your assigned State affiliated with any regional organizations?

## Public Speaking &amp; Speech Writing

As Delegates, will have an opportunity to address the entire committee body for a period of 1-2 minutes, it is advisable that they receive some training/practice in speech writing. The purpose and details of the formal speech will vary throughout the simulation.

1. **Before drafting working papers:** In your opening speech, your aim is to present your policy, position and ideas—and encourage others to work with you.
  - a. **Opening Speech:** Briefly describe your country, the problems faced within your country, the needs you have from the rest of the world, explain why the committee topic is important to your country, describe what you believe the first steps should be in solving the committee topic and propose broad solutions.
2. **During drafting of working papers:** present some of the ideas listed in the working paper so that you encourage others to discuss the ideas and potentially work with your group
3. **During merging of working papers:** identifying partners, those who have similar ideas in other working papers and encourage them to collaborate
4. **Upon acceptance of a Draft resolution:** rally support for the resolution, discuss any disagreements and argue your point for acceptance of the draft resolution

**Example:**

Speeches usually begin as follows:

["Country"] believes/supports/endorsees...

Below is an example from a speech by Sir Mark Lyall Grant at United Nations Security Council on Civilians and Armed Conflict: Protection of Journalists:

*"The United Kingdom is deeply committed to the protection of civilians in situations of conflict, including the protection of journalists, and fully supports resolution 1738 (2006). Deliberate targeting of journalists, media professionals and associated personnel who are reporting on armed conflicts and not directly participating in hostilities is unacceptable. All parties to armed conflict must comply fully with their obligations under international law related to the protection of civilians, including journalists, media professionals and associated personnel..."*

*In every part of the world, during times of peace and conflict, journalists broadcast the people's voice. The Council must recognise and support that goal. We must continue to take steps to protect journalists and enable them to report, for their reporting is one crucial element in the difficult path towards peace."*<sup>18</sup>

---

<sup>18</sup> United Nations Security Council (17 July 2013). On agenda item *Civilians and armed conflict: protection of journalists*. S/PV.7003 :8-9.

<b>Diplomacy:</b>
-------------------

**Diplomacy** focuses on the way that delegates conduct themselves as well as the method by which they achieve protection and pursuit of their interests.

**Aspects of diplomatic negotiations that you will need to consider:**

**Bilateral relations:**

Bilateral relations are relations between two specific countries whose relationship tends to reflect historical links, mutual interests, roles in regional organisations, available resources and territorial boundaries. Most bilateral relations involve a dominant and a dependent Member State and have the main feature of exclusiveness in their relations, which serves to exclude or reduce the influence of other actors. Ultimately, bilateral relations focus on ensuring the protection and pursuit of mutual interests on a particular issue or a set of issues.

Bilateral relations may be based on one or a combination of the following:

1. Special relations: These usually reflect traditional historical relations.
  - Ex. UK-US political and military relations
2. Economic
  - Trade arrangements
3. Asymmetrical
  - Alliances between major and minor powers
4. Cultural
  - Language, ethnic, religious
5. Cross boundary subnational
  - Ex. USA-Mexico, Northern Ireland and Ireland
6. Secret
  - Intelligence, weapons supply, security arrangements<sup>19</sup>

**Multilateral relations:**

Multilateral relations take place between a group of 3 or more Member States and are conducted through international institutions, permanent conferences and regional and cross-regional institutions.

Multilateral international institutions:

1. International Organisations
  - Ex: The United Nations, UNICEF, IAEA, the Commonwealth, World Bank.
2. Regional Organisations
  - Ex: EU, Arab League, OAS.

---

<sup>19</sup> Barston, R.P. (2006). *Modern Diplomacy, 3<sup>rd</sup> Edition*. London: Pearson. p.37-39

<b>Negotiation:</b>
---------------------

**Negotiation** in short is a method of coping with conflict. It can be defined as “an attempt to explore and reconcile conflicting positions in order to reach an acceptable outcome”.<sup>20</sup>

Delegates should consider the following in their negotiations at the conference:

- If the proposal is appealing to other delegates
- The willingness of other delegates and governments to conform to your country's wishes because of alliances
- The level to which your delegation understands the topics
- The attitude of other delegations towards your delegation
- How active your delegation is during the conference
- How flexible your delegation is in addressing and meeting the concerns of others
- How innovative and creative your delegation is
- Clarity of ideas on achieving objectives as well as the determination to pursue those objectives.

Upon arrival at the conference, delegates are expected to diplomatically negotiate solutions with other Delegates. All Member States will be pursuing and protecting their own interests as well. It is up to the Delegates to then find compromise and negotiate practical solutions to the topics presented before them, whilst protecting the interests of their country.

The table below shows a few strategies and positions of countries regarding the topic: ***Combating Climate Change.***

	<b>Diplomatic Objective</b>	<b>Possible Allies</b>	<b>Possible Opposition</b>	<b>Negotiating Tools</b>	<b>Diplomatic Liability</b>	<b>Diplomatic Strategy</b>
<b>Developed Country 1 (DC1)</b>	<i>stop climate change without hurting economy</i>	*Developed States *Industrialising countries *WTO *UNCTAD	Island States	Economic & Political Power	*(DC1) emits more pollution than the rest of the world economic costs	*Seek long term non-binding agreement *avoid fines for big polluters
<b>Developing Country 2 (DC2)</b>	<i>stop climate change without hurting economy</i>	*Industrial & Industrialising Countries *WTO *UNCTAD	Island States	vast natural resources	*loss or reduction of natural resources economic costs	*avoid fines for big polluters *seek debt for nature swaps *seek economic aid
<b>Island State 3 (IS3)</b>	<i>stop climate change immediately as we are the 1st to be affected</i>	*UNEP *"Green" Member States	*Developed countries *Industrialising countries	appeals to global morality	*damaging diplomatic relations with allies and trading partners	*immediate action *fines for big polluters

<sup>20</sup> Barston, R.P. (2006). *Modern Diplomacy, 3<sup>rd</sup> Edition*. London: Pearson. p.48

<b>Position papers</b>
------------------------

Each delegate will be required to submit a position paper.

The purpose of the position paper is to **briefly**:

- State the policy and views of your country on the committee topic
- Indicate what types of solutions your country would be willing to discuss and negotiate at the conference

**Format:**

- The length must not exceed two typed pages. Font must be Times New Roman sized between 10pt and 12pt.
- Country name, School Name, and Committee name should be clearly labelled on the first page.
- Agenda topics should be clearly labelled in separate sections.
- National symbols (headers, flags, etc.) are not appropriate to add to the position papers.

<b>Structure of a Position Paper:</b>
---------------------------------------

1. **Broad policy statement:** summarise your policy on the committee topic
2. **Prove your Policy:**
  - a. **Domestically**
    - Give an example of a document/initiative/project within your own country (*domestically*) which demonstrates this policy
    - What is your country doing now in relation to the committee topic (if anything)?
  - b. **Internationally**
    - Give an example of a document/initiative/project at the *global* level that you support which demonstrates this policy. This may involve referring to previous UN resolutions which were passed on the topic.
    - What is your country doing now in relation to the committee topic (if anything)?
3. **Indicate what you want to see done**
  - i. Hint broadly at what your country believes should be done regarding the committee topic
  - ii. Give clues as to the kind of resolutions you want to see written
  - iii. **MAKE SURE** your hints are in line with the policy and interests of your country
4. **Conclusion**
  - i. In your final sentence, make a broad policy statement.

*\*An example of a position paper is located on the next page.*

**Delegation From  
Cuba**

**Represented by  
ABC High School**

### ***Position Paper for UNICEF***

The topics before the United Nations Children's Fund (UNICEF) are: Rehabilitation and Reintegration of Children in Post-Conflict Societies and Working towards MDG 5: Achieving Universal Access to Reproductive Health.

#### **I. Rehabilitation and Reintegration of Children in Post-Conflict Societies**

Cuba is committed to improving access and development of rehabilitation and reintegration programmes for children in post-conflict societies, including child soldiers and victims of conflict, Cuba supports the principles and aims of the Convention on the Rights of the Child (CRC) and maintains strict adherence to the core of this international agreement.

← **Broad policy statement**

A sign of our commitment to the protection of the rights of children demonstrated in the Cuban Constitution, which ensures that the children and youth of our country have the right to receive special attention and protection from the state and society.

← **Proves policy domestically**  
by stating what Cuba has done in the past/present in its own country

Cuba highly supports the International Covenant on Economic, Social and Cultural Rights and the International Covenant on Civil and Political Rights. Our government signed the Convention against Transnational Organized Crime and recently approved a recommendation to ratify the International Labour Organisation's Convention No. 182 concerning the worst forms of child labour. Adhering to the World Summit for Children in 2000, Cuba upholds A/RES/54/263. Cuba recognizes the different impacts that conflicts have on girls and boys, and seeks to better provide for the needs of each gender.

← **Proves policy internationally**  
by stating what Cuba has done or supported globally

Cuba recognises the need to give greater attention to the rehabilitation of child soldiers through Disarmament, Demobilization and Reintegration (DDR) Programmes. Lack of attention and resources dedicated to supporting children to overcome their psychological challenges may perpetuate cycles of violence within youth ex-combatant communities, stigmatisation due to mental disorders, and challenges in social and economic independence. Therefore, Cuba would like to see further development of DDR, and especially relating to psycho-social support, and long term social and economic stability, Cuba believes that mental health initiatives in particular require additional attention from the international community. We urge all States to better follow their countries a legal and institutional system to protect children from violence and abuse which includes prevention and rehabilitation services- above all there is the need to assure the proper reintegration of those children who have been scarred by direct or indirect involvement in armed conflicts.

← **Indicates what Cuba wants to see done by**  
first identifying the specific problem

Cuba is committed to upholding the right to life, survival and development as top priorities, which reinforces the humanist tradition of the Cuban Revolution.

← **Conclusion: broad policy statement**

#### **II. Working towards MDG 5: Achieving Universal Access to**

## Reproductive Health

Cuba expresses its concern by aiming to reduce maternal mortality and achieve universal access to reproductive health. For girls and women across the world, access to reproductive health is one of the most essential medical services; access to these services can determine a woman's life span, social and economic opportunities, and overall health and well-being.

← Broad policy statement

Cuba has always been an example in the field of social development – we believe every individual has the right to access medical and social services. As a delegation, we attribute such outstanding performance to the social model embraced by our country – which guarantees free and subsidized social services. Cuba has endorsed the analysis of maternal mortality as a government program regulation since 1968. The Cuban government initiated a National Programme for Child Mortality Reduction in 1970. Maternal and child-care are priority activities of the Cuban National Health System.

← Proves policy domestically by stating what Cuba has done in the past/present in its own country

We are firm supporters of The International Covenant on Economic, Social and Cultural Rights, the Convention on the Elimination of All Forms of Discrimination against Women and the Convention on the Rights of the Child. Cuba plays a significant role in providing medical services to developing nations, in line with the Millennium Development Goals, most especially the 5th goal (Improve Maternal Health).

← Proves policy internationally by stating what Cuba has done or supported globally

We call all Member States to develop partnerships between research, policy and practice by actively fostering links with key stakeholders working in sexual and reproductive health and the spreading of its knowledge. Without access to reproductive and sexual health services, women experience barriers in exercising their other basic human rights, such as the right to education. Additionally, Cuba recognises the link between child marriage and increased maternal health issues, such as obstetric fistulae, higher birth complications, maternal mortality and infant mortality. We thus emphasise the need to establish consent regarding a minimum age for marriage, in order to prevent a host of health-related issues. Cuba firmly believes in non-discriminatory access to reproductive healthcare. We support an equal system that values all gender, recommending measures directed towards improving the status of women.<sup>21</sup>

← Indicates what Cuba wants to see done by first identifying the specific problem

← Conclusion: broad policy statement

## RESOLUTIONS:

<sup>21</sup> Quieros, Gilmar (2013). *Position Paper for Cuba in UNICEF*. NMUN New York City. S. White, editor. Regent's University London



A resolution is the most appropriate means of applying political pressure on Member States, expressing an opinion on an important issue, or recommending action to be taken by the United Nations or some other agency. Most UN resolutions are not binding “law”; the only body which may produce resolutions that are binding upon the Member States of the United Nations is the Security Council. Under UN rules of procedure, unlike other more generalized rules of procedure, the topic on the floor is debated in its entirety.

This means that during debate, delegates should discuss the whole issue and all of the resolutions regarding that issue. When debate is exhausted, or ended, the committee then votes on each resolution and amendment and the issue is considered closed. The goal of formal debate and caucusing is to persuade enough countries in the committee to support a particular solution to the topic under discussion.

Resolutions formally state the agreed-upon solution by outlining the relevant precedents and describing the proposed actions. The committee is not limited to one resolution per topic; often the committee will pass multiple resolutions dealing with different aspects of a topic.

### Drafting Working Papers/ Draft Resolutions

UN resolutions follow a common format and are composed of three main parts: the heading, preambular clauses and operative clauses. Resolutions are written as one long sentence that has commas and semi-colons throughout the different sections. The resolution clearly states the formal agreed upon actions that the committee has negotiated. Every committee may have several resolutions that are written and that are passed, as the committee topics themselves tend to be broad. The multiple resolutions aim to address the variety of sub-topics and specific issues that fall under the broader committee topic.<sup>22</sup>

The heading indicates the sponsors, signatories, committee and topic under discussion.

The **Sponsors** of a resolution are those who have actively contributed specific ideas to the paper. They are essentially the “writers” of the document, and should be prepared to defend the paper and answer questions regarding it.

The **Signatories** of a resolution are those who either:

1. Support the aims and ideas of the resolution
2. Support significant parts of the resolution and would like to see it come to a vote.
  - Note: Delegates can make friendly/unfriendly amendments and divide out clauses.
  -

---

<sup>22</sup> NMUN (2014). *Delegate Preparation Guide*. Available at: <http://nmun.org/> P.20.

## Preambular Clauses

The purpose of the preambular clause is to provide the historical background and reasoning for the question or subtopic that is under consideration. This is where you might specify which subtopic you are going to address, as well as why it needs to be addressed. They also provide the framework under which the problem will be addressed. These clauses begin with participles, are italicised and should be followed by a comma.

The following information could be included in the Preambular clauses:

References to the UN Charter; Citations of past UN resolutions or treaties on the topic under discussion; Mentions of statements made by the Secretary-General or a relevant UN body or agency; Recognition of the efforts of regional or nongovernmental organizations in dealing with the issue; General statements on the topic, its significance and its impact.

Here are some common introductions for preambular clauses:

- |                                    |                                   |                             |
|------------------------------------|-----------------------------------|-----------------------------|
| ○ <i>Affirming</i>                 | ○ <i>Having devoted attention</i> | ○ <i>Convinced</i>          |
| ○ <i>Deeply disturbed</i>          | ○ <i>Believing</i>                | ○ <i>Fully aware</i>        |
| ○ <i>Guided by</i>                 | ○ <i>Expecting</i>                | ○ <i>Having received</i>    |
| ○ <i>Alarmed by</i>                | ○ <i>Realizing</i>                | ○ <i>Declaring</i>          |
| ○ <i>Deeply regretting</i>         | ○ <i>Bearing in mind</i>          | ○ <i>Fully alarmed</i>      |
| ○ <i>Having adopted</i>            | ○ <i>Having examined</i>          | ○ <i>Keeping in mind</i>    |
| ○ <i>Having considered</i>         | ○ <i>Recalling</i>                | ○ <i>Deeply concerned</i>   |
| ○ <i>Observing</i>                 | ○ <i>Confident</i>                | ○ <i>Fully believing</i>    |
| ○ <i>Having considered further</i> | ○ <i>Having studied</i>           | ○ <i>Noting with regret</i> |
| ○ <i>Aware of</i>                  | ○ <i>Recognizing</i>              | ○ <i>Deeply conscious</i>   |
| ○ <i>Emphasizing</i>               | ○ <i>Contemplating</i>            |                             |
|                                    | ○ <i>Fulfilling</i>               |                             |
|                                    | ○ <i>Having heard</i>             |                             |

### Example:

*Considering* the Advisory Opinion of 8 July 1996 in which the International Court of Justice concluded that there exists an obligation to pursue in good faith and bring to a conclusion negotiations leading to nuclear disarmament in all its aspects under strict and effective international control,

<b><i>Operative Clauses:</i></b>
----------------------------------

The purpose of Operative Clauses is to formally declare the intent or action in relation to the topic and specific sub-topic. Operative clauses are numbered, italicised and end with a semi-colon, except for the last clause, which ends with a period.

You will organise your proposed actions in an order that clearly and logically explains the intent of the committee. It is often best to follow each preambular clause with 2 or 3 operative clauses. Depending on the topic, you may need to re-organise the structure of your preambular clauses. You must be specific without being too specific. There are a few aspects you should consider when writing operative clauses:

1. State the solutions that the sponsors of the resolution propose to resolve the issue. Each operative clause should call for a specific action, which may be either vague or specific.
2. Operative clauses should have a logical progression and should only address the issues that were specifically highlighted in the Preambular clauses.

Here are some common introductions for operative clauses:

- |                     |                               |                             |
|---------------------|-------------------------------|-----------------------------|
| • <i>Affirms</i>    | • <i>Declares accordingly</i> | • <i>Further invites</i>    |
| • <i>Approves</i>   | • <i>Deplores</i>             | • <i>Further proclaims</i>  |
| • <i>Authorizes</i> | • <i>Designates</i>           | • <i>Further recommends</i> |
| • <i>Calls</i>      | • <i>Draws attention</i>      | • <i>Further reminds</i>    |
| • <i>Calls upon</i> | • <i>Emphasizes</i>           | • <i>Further requests</i>   |
| • <i>Condemns</i>   | • <i>Encourages</i>           | • <i>Further resolves</i>   |
| • <i>Confirms</i>   | • <i>Endorses</i>             |                             |
| • <i>Considers</i>  | • <i>Expresses its hope</i>   |                             |

**Example:**

1. *Strongly supports* the creation of a phased program, through the IAEA, for the reduction of current nuclear stockpiles held by those states who are in possession of nuclear weapons;

<b>Resolution Format:</b>
---------------------------

Sponsors:

Signatories:

Committee:

Topic:

*The ... (General Assembly, Security Council, etc.)*

*Deeply disturbed by the.....,*

*Observing the past incidents when...,*

*Noting with regret that...,*

*We the... (General Assembly, Security Council, etc.)*

1. Accepts that...;
2. Calls upon all nations to...;
3. Expresses its hope that all nations will work towards .. ...

*\*Please find an example of a UN resolution on the next page. Please note that the resolutions written by students will not be as complicated, but it is important that they are clear of the purpose, intent and format of a resolution.*

## **UN General Assembly Resolution 64/292 (2010)**<sup>23</sup>

### **64/292. The human right to water and sanitation**

*The General Assembly,*

*Recalling* its resolutions 54/175 of 17 December 1999 on the right to development, 55/196 of 20 December 2000, by which it proclaimed 2003 the International Year of Freshwater, 58/217 of 23 December 2003, by which it proclaimed the International Decade for Action, “Water for Life”, 2005–2015, 59/228 of 22 December 2004, 61/192 of 20 December 2006, by which it proclaimed 2008 the International Year of Sanitation, and 64/198 of 21 December 2009 regarding the midterm comprehensive review of the implementation of the International Decade for Action, “Water for Life”; Agenda 21 of June 1992;<sup>1</sup> the Habitat Agenda of 1996;<sup>2</sup> the Mar del Plata Action Plan of 1977 adopted by the United Nations Water Conference;<sup>3</sup> and the Rio Declaration on Environment and Development of June 1992,<sup>4</sup>

Lists previous UN attempts to solve the problem

*Recalling also* the Universal Declaration of Human Rights,<sup>5</sup> the International Covenant on Economic, Social and Cultural Rights,<sup>6</sup> the International Covenant on Civil and Political Rights,<sup>7</sup> the International Convention on the Elimination of All Forms of Racial Discrimination,<sup>8</sup> the Convention on the Elimination of All Forms of Discrimination against Women,<sup>9</sup> the Convention on the Rights of the Child,<sup>10</sup> the Convention on the Rights of Persons with Disabilities<sup>11</sup> and the Geneva Convention relative to the Protection of Civilian Persons in Time of War, of 12 August 1949,<sup>11</sup>

UN documents broadly related to the topic (in this case it is the main International Human Rights Agreements)

*Recalling further* all previous resolutions of the Human Rights Council on human rights and access to safe drinking water and sanitation, including Council resolutions 7/22 of 28 March 2008<sup>12</sup> and 12/8 of 1 October 2009,<sup>13</sup> related to the human right to safe and clean drinking water and sanitation, general comment No. 15 (2002) of the Committee on Economic, Social and Cultural Rights, on the right to water (articles 11 and 12 of the International Covenant on Economic, Social and Cultural Rights)<sup>14</sup> and the report of the United Nations High Commissioner for Human Rights on the scope and content of the relevant human rights obligations related to equitable access to safe drinking water and sanitation under international human rights instruments,<sup>15</sup> as well as the report of the independent expert on the issue of human rights obligations related to access to safe drinking water and sanitation,<sup>16</sup>

Specifically describes the most recent attempts to solve the problem

*Deeply concerned* that approximately 884 million people lack access to safe drinking water and that more than 2.6 billion do not have access to basic sanitation, and alarmed that approximately 1.5 million children under 5 years of age die and 443 million school days are lost each year as a result of water- and sanitation-related diseases,

Explains why the topic is so important and why the international community should care about it.

*Acknowledging* the importance of equitable access to safe and clean drinking water and sanitation as an integral component of the realization of all human rights,

*Reaffirming* the responsibility of States for the promotion and protection of all human rights, which are universal, indivisible, interdependent and interrelated, and must be treated globally, in a fair and equal manner, on the same footing and with the same emphasis,

*Bearing in mind* the commitment made by the international community to fully achieve the Millennium Development Goals, and stressing, in that context, the resolve of Heads of State and Government, as expressed in the United Nations Millennium Declaration,<sup>17</sup> to halve, by 2015, the proportion of people who are unable to reach or afford safe drinking water and, as agreed in the Plan of Implementation of the World Summit on Sustainable Development (“Johannesburg Plan of Implementation”),<sup>18</sup> to halve the proportion of people without access to basic sanitation,

<sup>23</sup> A/RES/62/292(2010)

1. *Recognizes* the right to safe and clean drinking water and sanitation as a human right that is essential for the full enjoyment of life and all human rights:

2. *Calls upon* States and international organizations to provide financial resources, capacity-building and technology transfer, through international assistance and cooperation, in particular to developing countries, in order to scale up efforts to provide safe, clean, accessible and affordable drinking water and sanitation for all;

3. *Welcomes* the decision by the Human Rights Council to request that the independent expert on human rights obligations related to access to safe drinking water and sanitation submit an annual report to the General Assembly,<sup>13</sup> and encourages her to continue working on all aspects of her mandate and, in consultation with all relevant United Nations agencies, funds and programmes, to include in her report to the Assembly, at its sixty-sixth session, the principal challenges related to the realization of the human right to safe and clean drinking water and sanitation and their impact on the achievement of the Millennium Development Goals.

Action 1: Recognition of a right universally is an action- it means Member States should do something about it.

Action 2: Since it has been recognised as a right- this says that Member States should provide the listed resources.

Action 3: Future plans- this ensures that the UN pursues this topic

The resolutions that the students will write will be much less complicated than this UN example, but it is important to note the structure.

## REVIEW

### 1. **Preambular Clauses:** (the 1<sup>st</sup> 7 clauses in the example)

Explain why the topic is important, what has been done in the past and what is still missing

### 2. **Operative Clauses:** (the final 3 clauses in the example)

Provide specific actions or decisions aimed at solving the problem. These actions should address solving the problem in the present, short term and long term.

### Negotiating Draft Resolutions

The task of analysing resolutions involves identifying first the topic, then the sponsor(s), and finally the intent. Once these have been established, the resolution can be examined in greater detail for the specific actions proposed. The tone of the resolution should be noted. A mild, conciliatory resolution would call on parties to seek a peaceful settlement to a dispute through negotiations, and might not make any reference to a specific solution or outcome. A stronger resolution could take a clear stand by condemning certain actions by a country or countries, and calling for specific actions to solve the dispute.

Bear in mind that some resolutions are intentionally vague, while other resolutions are more comprehensive and bring in specific details from many different sources to guide future actions. Both types can be used to gain widespread support. The structure of the committee itself will dictate the strength of the resolution; if the committee is only advisory, then the wording of the resolutions will use phrases such as “suggests” and “supports.” Language can be stronger in various committees depending on the mandate of the committee. If your committee has its own budget and its own Executive Council, then the resolution should be a detailed outline for future committee actions in that topic area.

### Amending Draft Resolutions

An amendment could be a clarification, change or addition of a clause to any operative clauses in a draft resolution. Amendments typically incorporate other interests or concerns that were previously not considered in the original draft resolution. Amendments should be made during caucus sessions and must be submitted to the Chair for approval.

When a working paper becomes a draft resolution, additions of clauses can be made in 2 ways:

1. **Friendly:** A friendly amendment can be proposed by any delegate in the committee. ALL sponsors must approve the change or addition to the draft resolution for the amendment to be added.
2. **Unfriendly:** An unfriendly amendment can be proposed by any delegate in the committee, but it does not require the consent of all sponsors of the original draft resolutions. These amendments must be formally submitted to the director in writing and must have a given number of signatures (usually 12% of the committee) in order to approve the addition/change. Unfriendly amendments are not to be seen as a major source of conflict, but it just means that the amendment did not achieve support of all of the resolution’s sponsors.

<b>Life Cycle of a Resolution:</b>
------------------------------------

In the simulation, the resolution has a 3-part life cycle:

1. **Working Paper:** The first stage of drafting the paper, before it receives the necessary number of sponsors and signatories and is given to the Chair for approval.
2. **Draft Resolutions:** After the Chair approves the working paper, it becomes a draft resolution, which qualifies it to be brought forward for a vote.
3. **Resolution:** If a draft resolution passes in the committee, then it is called a resolution.



## SIMULATIONS

### **Terms:**

**Chair:** The Chair is the individual responsible for running or guiding the flow of the simulation. For your classes, you will be the Chair.

**Delegates:** The students

**Placards:** Signs which have the name of the Member State written on them. Placards are raised to make motions or vote.

**Motion:** Formal method of making a change/ decision within the committee

### Types of Debate

The Committee sessions involve two debate formats: formal and informal session. *Formal session* requires a specific set of rules and procedures for the conduct of the committee, while *Informal session* includes caucusing and general discussions.

### Formal Debate & Speaker's List

#### **Formal Session:**

During formal session, the Dais, or Chair of the committee room is responsible for guiding the flow of the session. Delegates will have an opportunity, via the speaker's list, to individually address the entire committee room. Delegates will also can make motions which will progress the simulation. For those delegates who are not addressing the entire committee or who are not making motions, it is expected that complete silence is observed within the committee. A full list of the types of motions and how to use them is listed in the next section, entitled: "Rules & Procedures of the Debate".

#### **Speaker's List:**

The purpose of the Speaker's List is to give delegates an opportunity to address the entire committee body. During this speech, delegates may present their ideas and policies, suggest working groups, discuss working papers that are on the floor and lobby for votes for draft resolutions. To be placed on the speaker's list delegates must raise their placards when the Chair asks for speakers, or they may send a note to the Chair asking to be placed on the list.

As soon as the final speaker on the speaker's list has spoken, the debate on the agenda topic is considered exhausted and the committee will then move immediately into voting procedure. During voting procedure, the delegates will vote on all approved draft resolutions. If there are unapproved draft resolutions, then they will not be voted on.

## Informal Debate & Caucusing

### Informal Session (Caucus):

Moving to a caucus means moving into informal session for diplomatic negotiation. During a caucus, delegates will meet with other delegates, discuss their committee topics, formulate agreements, and draft resolutions. It serves as the main medium for negotiations to take place on the ideas and solutions proposed by the committee.

### Caucusing Strategy:

When entering diplomatic negotiations with other Delegates at the conference, it is essential that students have a strategy for how they will begin their negotiations. Additionally, Delegates must also remember to be respectful of all delegates at all times.

1. Diplomatic Objective: What you want to achieve and what you are not willing to compromise on
2. Potential Allies: neighbours, regional and international organisations
3. Potential Opposition: those who may not agree with your diplomatic objectives
4. Negotiating Tools: Do you have any advantages/resources/assets that you can use to help achieve your country's aims and interests in your negotiations?
5. Potential Diplomatic Liability: what areas will others target you for—what are you not doing very well and what are you seen not to be doing very well
6. Diplomatic Strategy: What is most likely to be achieved and how you will achieve it
7. Supporting Documents: are there any treaties/resolutions or other documents which you can use to support your argument/negotiations

## Timeline of Caucus Negotiations:

Negotiations can be divided into the following phases:

1. **Develop a Dialogue**: Delegates should begin discussing the topics with allies or with countries with which there are bilateral or multilateral relations. Member States should discuss their interests and ideas for the selected committee topic. Some will align with your interests and ideas, and others will not. Your goal is to try to pursue your interests while finding a compromise in the group and committee.
  - **Regional Blocs & International Organisations**: Delegates should be aware of which group of Member States they would be most likely to begin negotiations with. It may be neighbouring countries, regional blocs (such as African States, Asian States), Economic and trade related organisations (NAFTA, OPEC), security organisations (NATO), and most commonly regional organisations (such as the EU, Arab League, African Union)
2. **Negotiate Strategy**: After initial discussions, groups should decide on the interests, ideas and initiatives that the group has in common. This will serve as the basis for developing a working paper.

3. **Drafting the Working Paper:** Delegates should write down the common solutions that have been discussed in the formal conference format.
  - However, while drafting working papers it is also vital that all delegates are aware of all other draft working papers that are in the committee. Therefore, the caucus involves not only negotiating clauses with the main working paper or multiple working papers that a delegation is involved in, but also in negotiating with other groups on their working papers.
4. **Market the Working Paper:** For a working paper to eventually pass as a resolution, support for the ideas presented within the paper is needed from a majority of Member States in the committee. Delegates should discuss their working paper with the rest of the committee, identify sources of conflict and negotiate compromises, where possible.
5. **Identify Mergers:** During this phase, it is possible that multiple working papers will contain very similar ideas, in which case it may be necessary to merge the papers into one. This is often the most difficult part of the negotiation process, as differences tend to become more pronounced in this phase. It is possible that the mergers may not even be possible because of differing national and regional interests.
6. **Build Support:** In the final phase, after all mergers have been completed and just prior to voting procedure, delegates will need to gather support for the Draft Resolution from at least a simple majority of delegates in the committee. Each and every clause should be discussed, and last minute changes and compromises may also be made if necessary.
  - Your ultimate goal is to have a simple majority of delegates who support your draft resolution, thus explaining the contents and ideas of the resolutions and negotiating compromises is the most critical point in the simulation. It is crucial that you keep negotiating, and never give up. If you come into a conflict that seems irreconcilable, make sure that you clearly understand the opposing delegate's needs and interests. Again, the goal is to achieve consensus in the committee. Although this rarely happens, it should continually be a goal.

## Order of the Simulation:

The purpose of a simulation is to work together to find a solution to the topic at hand through debate and the finalisation of an agreement through a document called a resolution. In the UN, as with our simulations, there is a set procedure which facilitates such serious decision making.

**The order of the simulation more or less follows the below format:**

**Simple:**

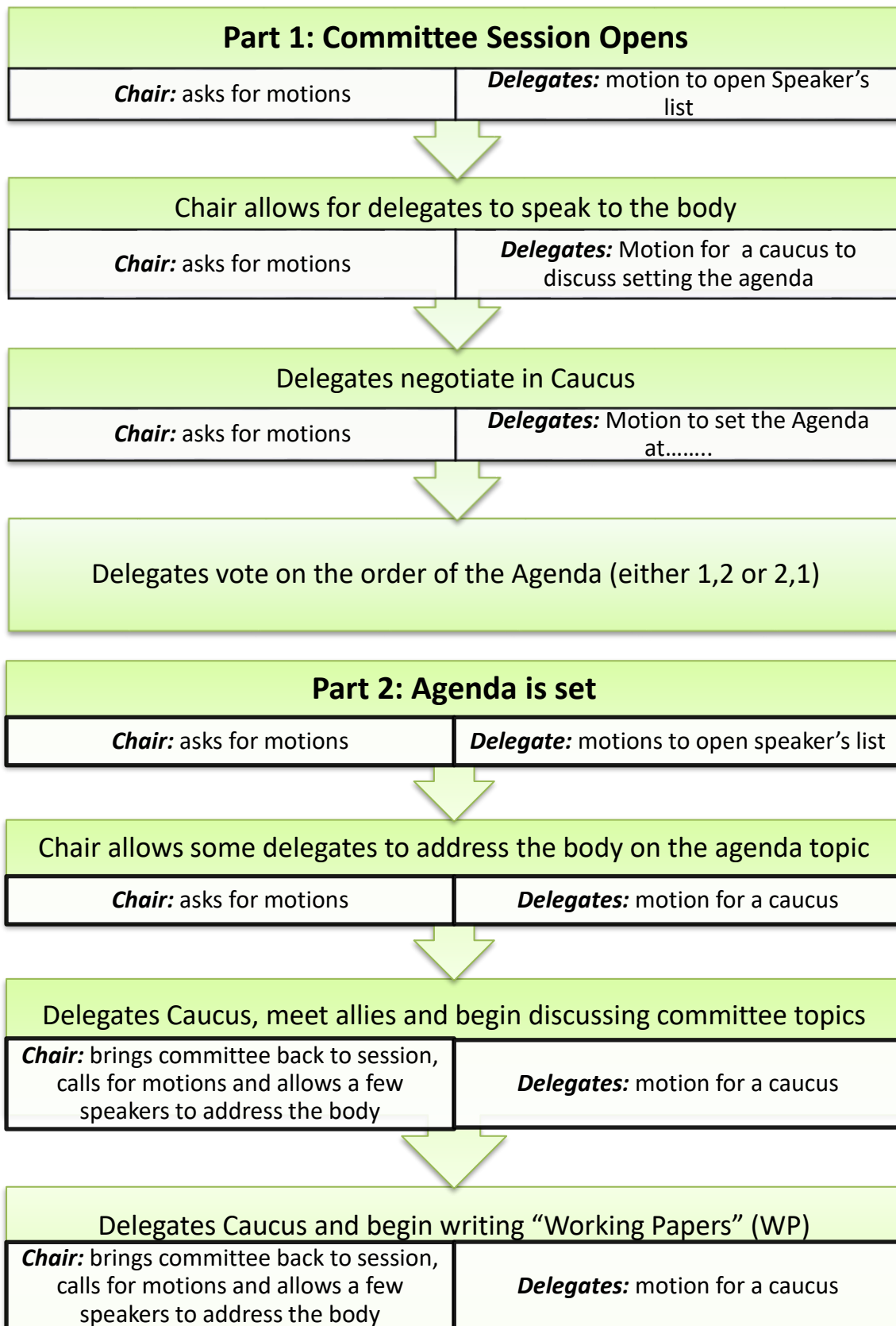
1. Discussion
2. Drafting of Working Papers
3. Submission of Working Papers to Chair
4. Approval of Working Papers as Draft Resolutions
5. Delegates rally votes for/ make changes to Draft Resolutions
6. Committee moves to voting procedure

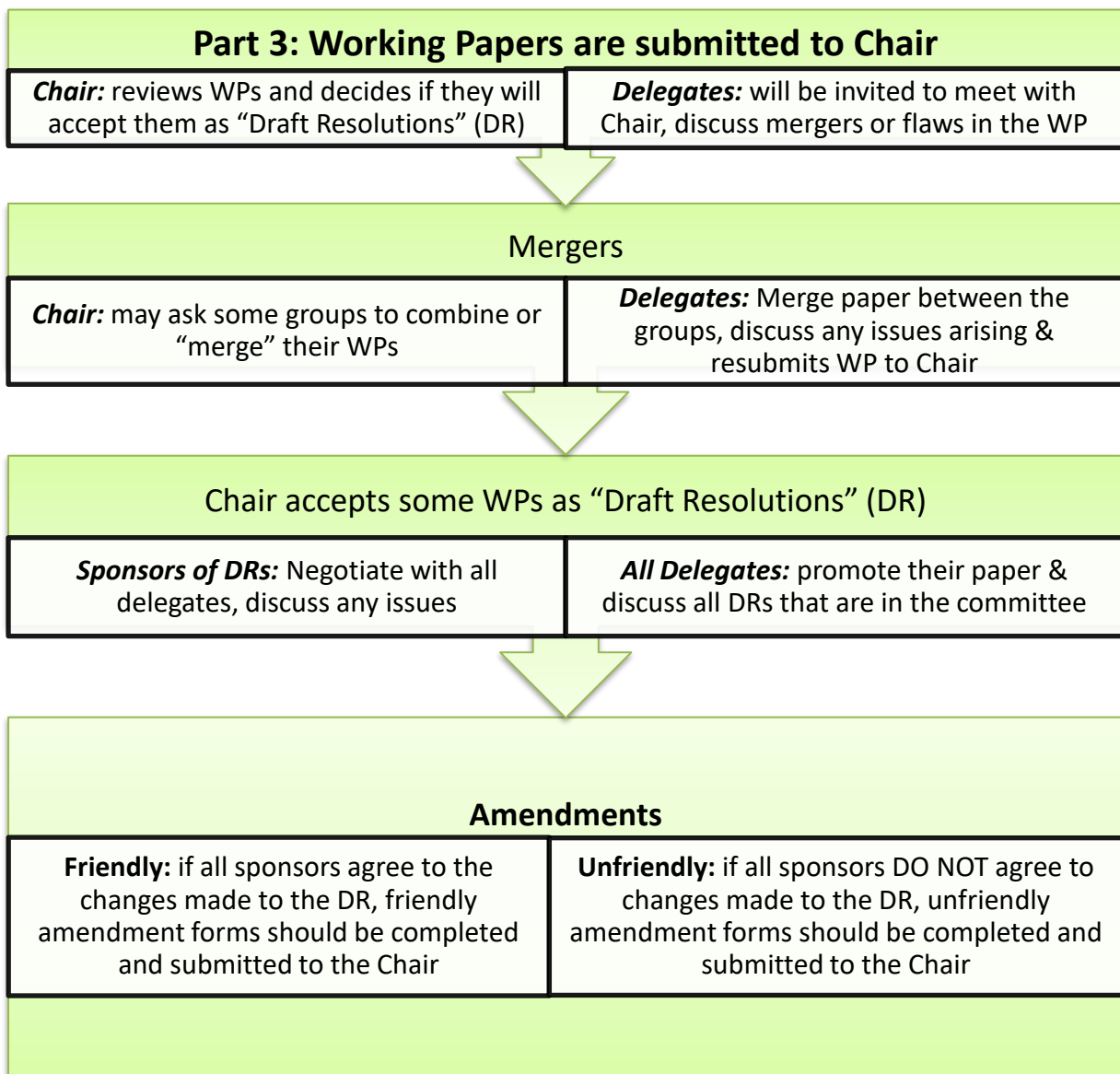
**The Order of motions in a simulation usually follows the format below:**

**Detailed:**

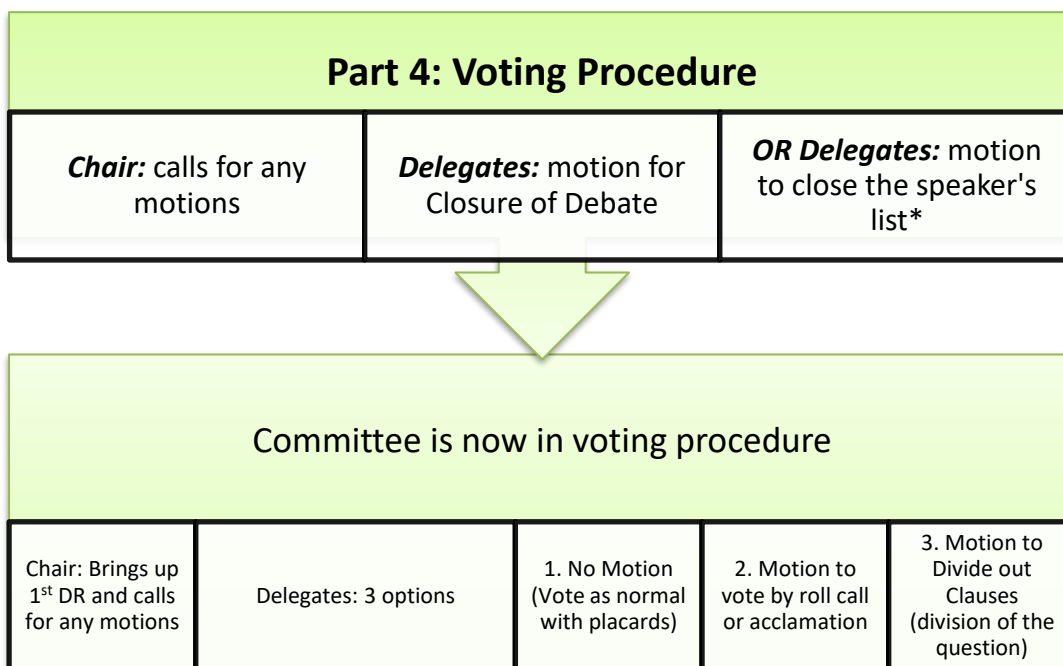
1. Opening of Speaker's List—*the chair allows a few Delegates to give opening remarks*
2. Chair calls for motions:
  - a. *Are there any points or motions on the floor?*
  - b. Delegates wishing to make a motion raise their placards
3. Delegate motions to suspend the meeting for a caucus (informal session)  
AND  
Delegate motions to set the Agenda
4. Chair allows a few more Delegates from the Speaker's List to address to body
5. Committee votes on the order of the agenda (I, II....II, 1)
6. The previous speaker's list is closed and the committee moves into discussing the selected agenda item
7. Chair calls for motions:
8. Delegates open the speakers list, hear a few speakers, and then move to caucus
9. In caucus delegates find their neighbours and allies and begin discussion possible solutions
10. Throughout this process the caucus will end, more speakers will be heard, and caucus will be called again. This process will continue until the committee has produced working papers, and has had them approved as draft resolutions.
11. Once the committee is ready to vote on the draft resolutions, the committee moves into voting procedure

*\*The graph on the next page gives an indication of the flow of the simulation*

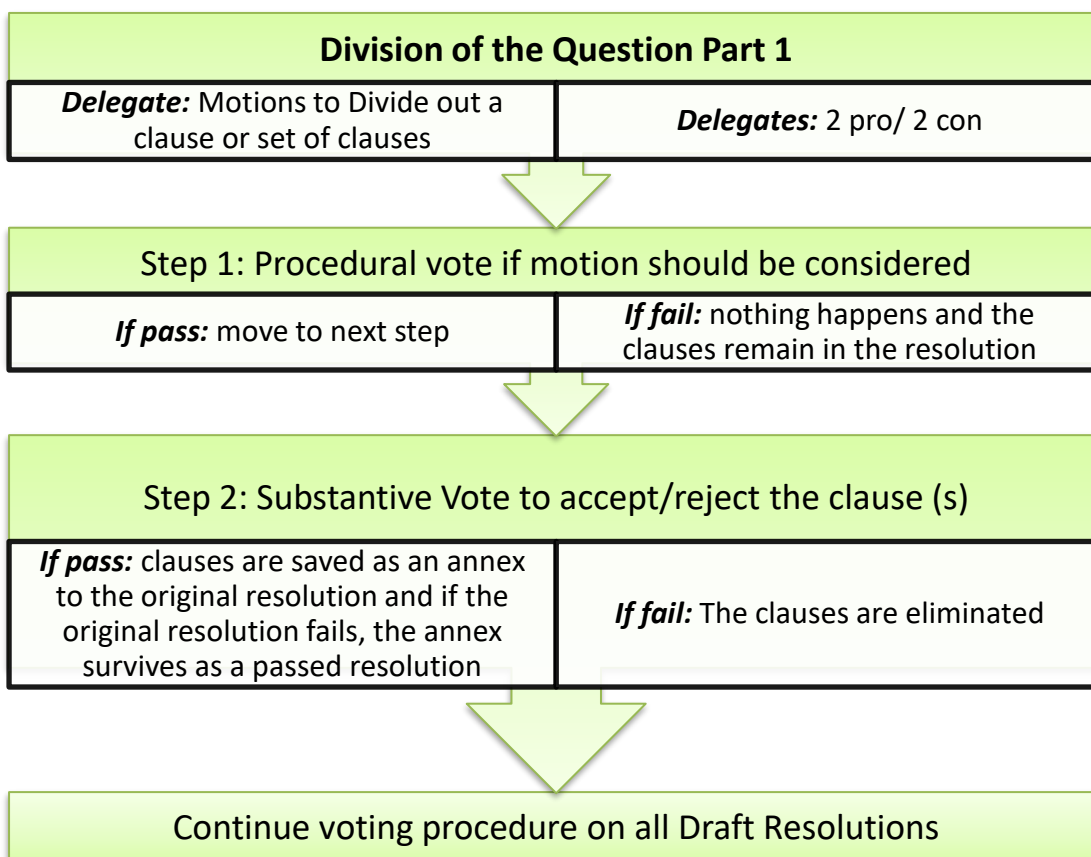




The process of Mergers and resubmitting working papers for approval as draft resolutions is a lengthy and complicated process. The majority of negotiations outside of initially drafting working papers will take place in Mergers and Amendments.



\* If the speaker's list ends (i.e. the last person on the list speaks and there are no further names listed after) then the committee will move immediately into voting procedure



<b>Rules of Procedure:</b>
----------------------------

To make a motion, delegates must wait for the Dais to call for motions, and then the delegate must raise their placard and wait to be called upon.

Motions will be voted upon in order of the motion which causes the biggest change to the flow of the simulation.

**Debating on a motion:**

Debate is required on some motions, and this is indicated in the below list and chart as pro or con. If a delegate is debating on a motion, they must only discuss their support in favour of or against that particular motion.

Delegates debating will be given 15 seconds to explain why they are for or against a particular motion.

There are two types of motions: Procedural and Substantive.

1. **Procedural motions:** dealing with formal processes. When debating on procedural motions you may not discuss any “substance” of resolutions, clauses or other issues. You must only debate on the procedure of the motion itself.
2. **Substantive motions:** motions on resolutions, amendments or divided clauses. These motions and debates deal with the substance or content of a draft resolution, amendment or clause.

*Example of a debate on a procedural motion:*

**Pro** a motion for adjournment of debate: “Your country” believes that the committee has exhausted the discussion and should therefore move for adjournment of debate”

**Con** a motion for adjournment of debate:

“Your country” believes that the committee has not yet exhausted the discussion and should therefore **not** move for adjournment of debate”



<b>MOTIONS:</b>
-----------------

1. **Point of Order:** If the Dais makes a mistake in the procedural flow of the simulations, delegates may make a motion of point of order. It is not necessary to raise your placard or be called upon for this motion.

**Motion:** *Point of Order*

**Debate:** *none*

**Vote:** *none*

2. **Suspension of the Meeting:** If the committee or delegate would like to break from formal session to informal session (to hold a caucus), then a motion should be made for suspension of the meeting

**Motion:** *("Your Country") motions to suspend the meeting for the purpose of a caucus for "x" minutes.*

**Debate:** *none*

**Vote:** *majority*

3. **Adjournment of the Meeting:** When the conference is over, delegates may use this motion to end the committee for the year.

**Motion:** *("Your Country") motions for Adjournment of the Meeting until next year.*

**Debate:** *none*

**Vote:** *majority*

4. **Adjournment of Debate:** If discussion on a selected agenda topic seems as though it is not likely to produce any reasonable draft resolution and the committee decides that it should move immediately to discussion on the next committee topic, motion for Adjournment of Debate.

**Motion:** *("Your Country") motions for Adjournment of Debate*

**Debate:** *2 pro/2 con*

**Vote:** *majority*

5. **Closure of Debate:** When there are enough draft resolutions approved in the committee, closure of debate is used to move immediately into voting procedure on the draft resolutions.

**Motion:** *("Your Country") motions for Closure of Debate*

**Debate:** *2 con*

**Vote:** *2/3 majority*

6. **Reconsideration:** Use when a topic which has previously been tabled by adjournment of debate is being brought back forward for discussion in the committee.

**Motion:** *("Your Country") motions for Reconsideration of Agenda Topic..(1,2)*

**Debate:** *2 con*

**Vote:** *2/3 majority*

7. **Close the Speaker's List:** Closing the speakers list is one method of indicating that the committee is nearing readiness to move to voting procedure. Once all speakers on the speaker's list have spoken, then the committee will move immediately into voting procedure.

**Motion:** (*"Your Country"*) motions to Close the Speaker's List

**Debate:** none

**Vote:** majority

8. **Adoption of the Agenda:** At the beginning of the conference, the committee needs to decide which topic they will consider first and second.

**Motion:** (*"Your Country"*) motions set the agenda at..... (1, 2)/ (2,1)

**Debate:** none

**Vote:** majority

### Voting Procedure

During voting procedures, no one may enter or leave the room and absolute decorum must be maintained.

**Division of the Question:** This motion is used when the committee moves into formal voting procedure. Delegates will be able to use this motion on each and every draft resolution that comes to the table.

This motion has two possible purposes:

- i. **Permanently remove a clause or group of clauses from a draft resolution.** This is used when debate on a clause or clauses in a draft resolution has not reached a compromise, but where delegates agree with the other actions stated in the draft resolution.
- ii. **Protect a clause or group of clauses in a draft resolution.** This purpose is used when there is a fear in the committee that there are elements of the draft resolution which may cause it not pass. Protecting the core clauses in the draft resolution ensure that some of the content is preserved and potentially passed.

**Motion:** (*"Your Country"*) motions to divide out clause "number"

**Or**

(*"Your Country"*) motions to divide out clauses (numbers) as a block/separately

Division of the Questions has 2 votes/processes:

1. 1<sup>st</sup> vote: procedural vote on if this motion should be considered
  - i. If pass: the clauses will be considered separately from the draft resolution
  - ii. If fail: nothing happens. The clauses stay with the original draft resolution

**Debate:** 2 pro/ 2 con

**Vote: majority**

\*During the debate on this motion, the delegates have an opportunity to reveal the intention behind this motion.

For example, if a delegate wishes to rescue or preserve a clause or set of clauses, then as a speaker in favour or against the motion they might say the following:

*"Your country" believes that the clauses up for discussion are at the core of the draft resolution and should therefore be carefully considered"*

**OR**

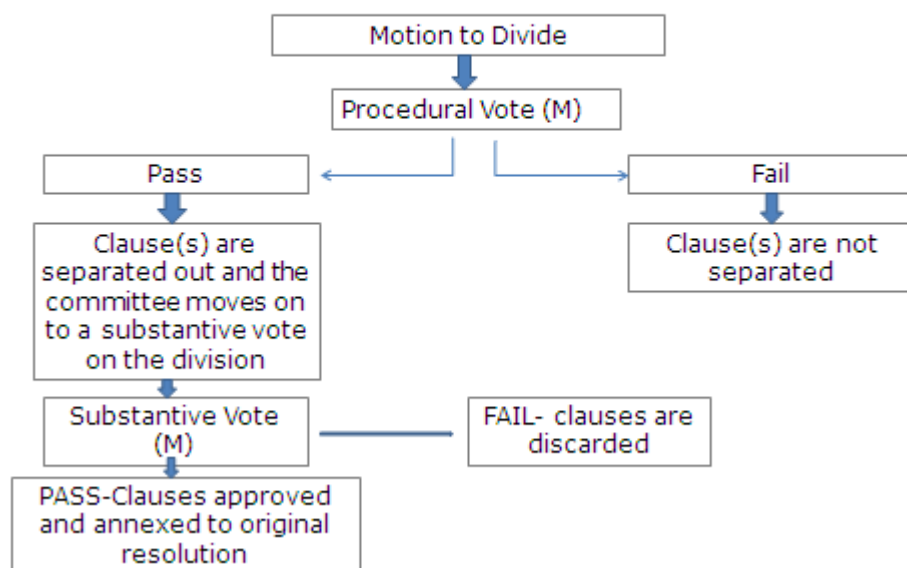
*"Your country" believes that the clauses up for discussion are not integral to the draft resolution and should therefore be reconsidered as part of the draft resolution.*

2. 2<sup>nd</sup> vote: substantive vote to accept/reject the selected clause(s)
  - i. If pass: the clauses are saved as an annex, and in the event that the original draft resolution fails, the annexed clause(s), together with the original Preambular clauses, will be passed as a separate resolution
  - ii. If fail: the clauses are discarded from the original draft resolution and no longer exist.

**Debate: none**

**Vote: majority**

## Division of the Question



<b>Voting on Draft Resolutions</b>
------------------------------------

There are three ways to vote on a draft resolution:

1. Via Placards- the committee raises their placard to indicate yes, no, or abstain.  
**No motion is needed for a normal vote by placards.**
2. Roll Call Vote- each individual country is called out and then the delegate must respond with yes, no, or abstain.  
**Motion:** (*"Your Country"*) *motions for a Roll Call Vote*
3. Acclamation- this is used when there is certainty that the resolution will pass. In this vote there is only a question of any "no" votes.

**Motion:** (*"Your Country"*) *motions for a vote by Acclamation*

**Example Script:**

Chair: This Committee is now in formal session, are there any points or motions on the floor at this time? (*During formal session, no talking is permitted unless the Chair calls on you and you are making a motion. You must remain in your seat.*)

Delegate 1: (*Ecuador-raises placard*)

Chair: Ecuador, to what point do you rise?

Ecuador: (*stands*) Ecuador motions to open the speaker's list

Chair: That motion is now in order (*places countries' names who wish to speak on the speaker's list*)

Chair: Are there any points or motions on the floor at this time?

Delegate 3: (*Japan- raises placard*)

Chair: Japan, to what point do you rise?

Japan: Japan motions to suspend the meeting for the purpose of a **caucus** for 20 minutes.

Chair: That motion is in order, all those in favour, please raise your placards at this time (*this motion passes after a simple majority vote- at which time the committee will move to a caucus, or informal session for the next 20 minutes*)

**MUN RULES OF PROCEDURE (SHORT FORM)**

<b>Motion</b>	<b>Purpose</b>	<b>Debate</b>	<b>Vote</b>	<b>Explanation</b>
<b>Point of Order</b>	Correct an error in procedure	none	majority	Refers to a specific rule
<b>Suspension of the Meeting</b>	Recess meeting for a defined period for the purpose of caucusing	none	majority	Used to go into caucus
<b>Adjournment of the Meeting</b>	End meeting	none	majority	Only used on final day; ends committee for the year
<b>Adjournment of Debate</b>	End debate without a substantive vote	2 pro 2 con	majority	Tables the topic; requires roll call
<b>Closure of Debate</b>	Vote on all draft resolutions; move to an immediate vote	2 con	2/3 majority	Ends all discussion on current topic
<b>Division of the Question</b> (Only used when the committee moves into Voting Procedure)	Consider clause(s) separately from rest of draft resolution	---	---	Voted on in order of most to least radical change
	<b>Part I:</b> Procedural vote on if this motion should be considered	2 pro 2 con	majority	<b>If Passes:</b> Clause(s) removed and voted on separately <b>If fails:</b> No change to clause(s)
	<b>Part II:</b> Substantive vote to accept/ reject separate clauses	none	majority	<b>If passes:</b> Annex passes <b>If fails:</b> Clause(s) discarded and no longer part of any draft resolution
<b>Roll Call Vote (Used in voting only)</b>	Vote by roll call, rather than by show of placards	none	none	Automatically granted once requested
<b>Adopt by Acclamation (Used in Voting only)</b>	Pass a draft resolution as a body by consensus	none	none	Once motioned, chair must ask if there are any who oppose the motion
<b>Reconsideration</b>	Re-open debate on an issue (Motion must be made by Member who voted for "adjournment of Debate")	2 con	2/3 majority	Untables a topic that was tabled by Adjournment of Debate
<b>Close the Speaker's List</b>	no additional speakers can be added to the speaker's list	none	majority	Once the Speaker's List is closed, after the final Delegate on the list has spoken, the committee moves to voting procedure
<b>Adoption of the Agenda</b>	approval of the agenda order	none	majority	At the beginning of the session, this motion decides which topic you will discuss 1 <sup>st</sup> , 2 <sup>nd</sup> , etc.

<b>Resources to Begin Your Research:</b>
--

It is recommended that delegates make extensive use of academic books, scholarly journals, newspaper articles, official documents and other relevant literature which pertains to the United Nations. The following are highly recommended resources for your research:

**Please ensure you have copies of the following:**

1. The UN Charter <http://www.un.org/en/documents/charter/>
2. The Universal Declaration of Human Rights <http://www.un.org/en/documents/udhr/>

**News:**

- It is essential that you regularly keep up with global news. Please try not to rely entirely on one news organisation.
- Recommended News Organisations: BBC, Sky News, Al-Jazeera, France 24, The Guardian, The Independent, The Telegraph, The Times, CNN, New York Times, Newsweek, The Economist, and Associated Press, to name a few. If you speak another language, try to keep up with the news in that language. Use your own discretion when choosing your news sources.
- **UN WIRE:** The UN Wire provides daily updates on the work of the UN.
  - Subscribe at [http://www.smartbrief.com/un\\_wire/](http://www.smartbrief.com/un_wire/)

**Websites:**

1. United Nations: <http://www.un.org>  
*The UN Website allows delegates to find information on all aspects of the United Nations. There are links to specific topics, committee sites and other related information on the UN's agenda.*
2. United Nations Bibliographic Information System: <http://unbisnet.un.org/>  
*This source provides delegates with essential information regarding UN documents, resolutions, meeting records, country voting records and press releases. It is an essential starting point for research as delegates will be able to find the relevant documents which state what the UN has already done in relation to their committee topic.*
3. CIA World Factbook <https://www.cia.gov/library/publications/the-world-factbook/>  
*The website provides basic information on the history, people, government, economy, geography, communications, infrastructure, military and transnational issues of all countries in the world.*
4. World Bank <http://www.worldbank.org/>  
*This source is useful for finding data and statistical information about countries and specific UN topics.*
5. Permanent Mission to the United Nations <http://www.un.org/en/members/index.shtml>

*This source provides information about positions of countries on particular issues. It is most useful in writing position papers.*

6. Ministries of Foreign Affairs <http://www.usip.org/publications/foreign-affairs-ministries-web>  
*The source also offers information about the policies and positions of countries on specific issues. This is useful for writing position papers.*
7. Foreign Office Research Analyst Papers  
<https://www.gov.uk/government/collections/foreign-office-research-analyst-papers>  
*The Foreign and Commonwealth Office produces a weekly collection of papers on specific international topics and issues.*
8. UN Member States on the Record <http://www.un.org/depts/dhl/unms/andorra.shtml>  
*The site offers information about membership of Member States, speeches given by delegates, draft resolutions sponsored by countries and reports on human rights conventions.*
9. UN Global Issues <http://www.un.org/en/globalissues/>  
*The resource provides overviews of issues that are on the UN Agenda and provides links to various International Organizations that work in conjunction with the United Nations on specific topics.*
10. UN Documents: <http://www.un.org/en/documents/>  
*If you would like to search resolutions and meeting records by committee session or year, this is also a useful tool.*

Others include Non-governmental Organizations (particularly those accredited by the UN), country reports and data published by international or regional organizations such as the World Bank, WHO, OECD, APEC, etc.