

Accessible facilities

ACCESSIBILITY DETAILS

 **Accessible entrance**

 **Ramp**

 **Platform lift**

- PL1** Main entrance (max load 225kg)
- PL2** Darwin / Oliver corridor (max load 300kg)
- PL3** Tuke Hall (max load 385kg)

 **Accessible lift**

- AL1** Darwin: floors B, G, 1 & 2 / 6 persons 630kg / 115 x 110cm / doors 80 x 200cm / wheelchair accessible, but not suitable for mobility scooters
- AL2** Acland: floors G, 1 & 2 / 8 persons 630kg / 140 x 110cm / doors 80 x 200cm / wheelchair and mobility scooter accessible
- AL3** Tuke: floors B, G, 1 & 2 / 8 persons 630kg / 120 x 122cm / doors 80 x 200cm / wheelchair and mobility scooter accessible
- AL4** Oliver: mezzanine floor / 5 persons 400kg / doors 90 x 200cm / wheelchair accessible

 **Passenger lift**

- L1** Herringham: floors B, G, 1 & 2 / 4 persons 375kg / doors 70 x 200cm
- L2** Jebb: floors B, G, 1 & 2 / 5 persons 375kg / doors 70 x 200cm

 **Accessible toilet (Radar: contact Reception or Security for key)**

- T1** Herringham ground floor / fully accessible / 3.73m²
- T2** Herringham basement/ accessible via lift and 2 x manual corridor doors / 2.97m²
- T3** Jebb first floor/ accessible via lift and 1 x manual door / 5.74m²
- T4** Acland ground floor/ automatic door / accessible via 1 x manual corridor door / 2.64m²
- T5** Tuke basement / accessible via lift and 3 x manual doors / 12.57m²
- T6** Darwin basement / accessible via lift 1 x manual door / 3.16m²
- T7** Oliver ground floor/ accessible via 1 x manual door / 3.48m²



 **Accessible shower**

- S1** Darwin basement/ accessible via lift and 1 x manual door / 6.12m²
- S2** Reid ground floor/ fully accessible

 **Accessible parking**


- P1** Main car park, beside Herringham building
- P2** Main car park, beside Reid Hall
- P3** Acland car park




Accessible doors

-  opens inwards/outwards
-  sliding doors


- D1** Herringham ground floor / sliding doors
- D2** Herringham ground floor / sliding doors
- D3** D13 Pilcher ground floor / opens outwards
- D4** Herringham ground floor / sliding doors
- D5** Herringham ground floor / sliding doors (push button)
- D6** Jebb ground floor / sliding doors
- D7** Acland ground floor / opens outwards
- D8** Acland ground floor / opens outwards
- D9** Tuke ground floor / opens outwards
- D10** Tuke ground floor / opens outwards
- D11** Tuke ground floor / opens inwards
- D12** Tuke ground floor / opens outwards
- D13** Tuke ground floor / opens outwards
- D14** Reid/Oliver ground floor / opens into Oliver building
- D15** Reid Hall ground floor / opens outwards

FACILITIES

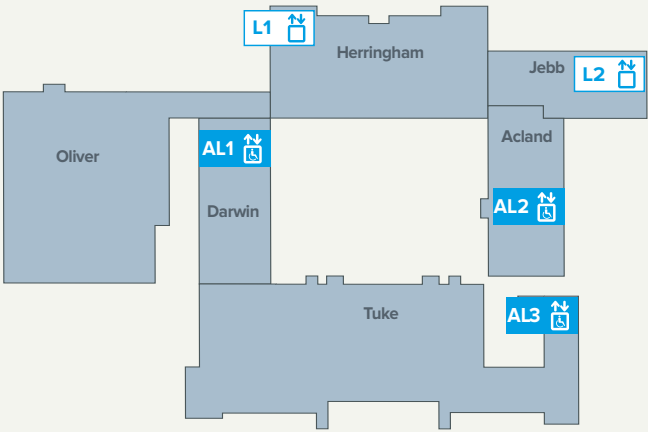
Herringham
Reception (G) 
Security office (G)
Herringham Hall (G)
Knapp Gallery (G)
Regent's Conferences & Events (G)
Interior Design workshop (B)

Tuke
Fashion design studio (2)
Tuke Hall lecture theatre (G) 
The Hive (G) 
Bedford's Bar (B) 
Media services (B)

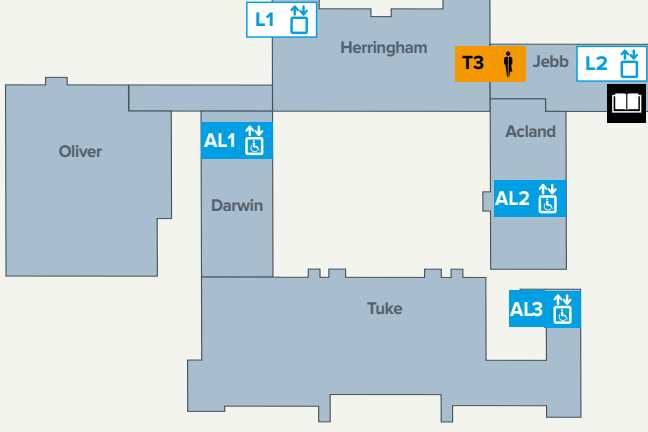
KEY

-  Building entrance
-  Security gate
-  Bicycle parking
-  Assembly point
- (B) Basement
- (G) Ground floor
- (1) First floor
- (2) Second floor
-  Steps

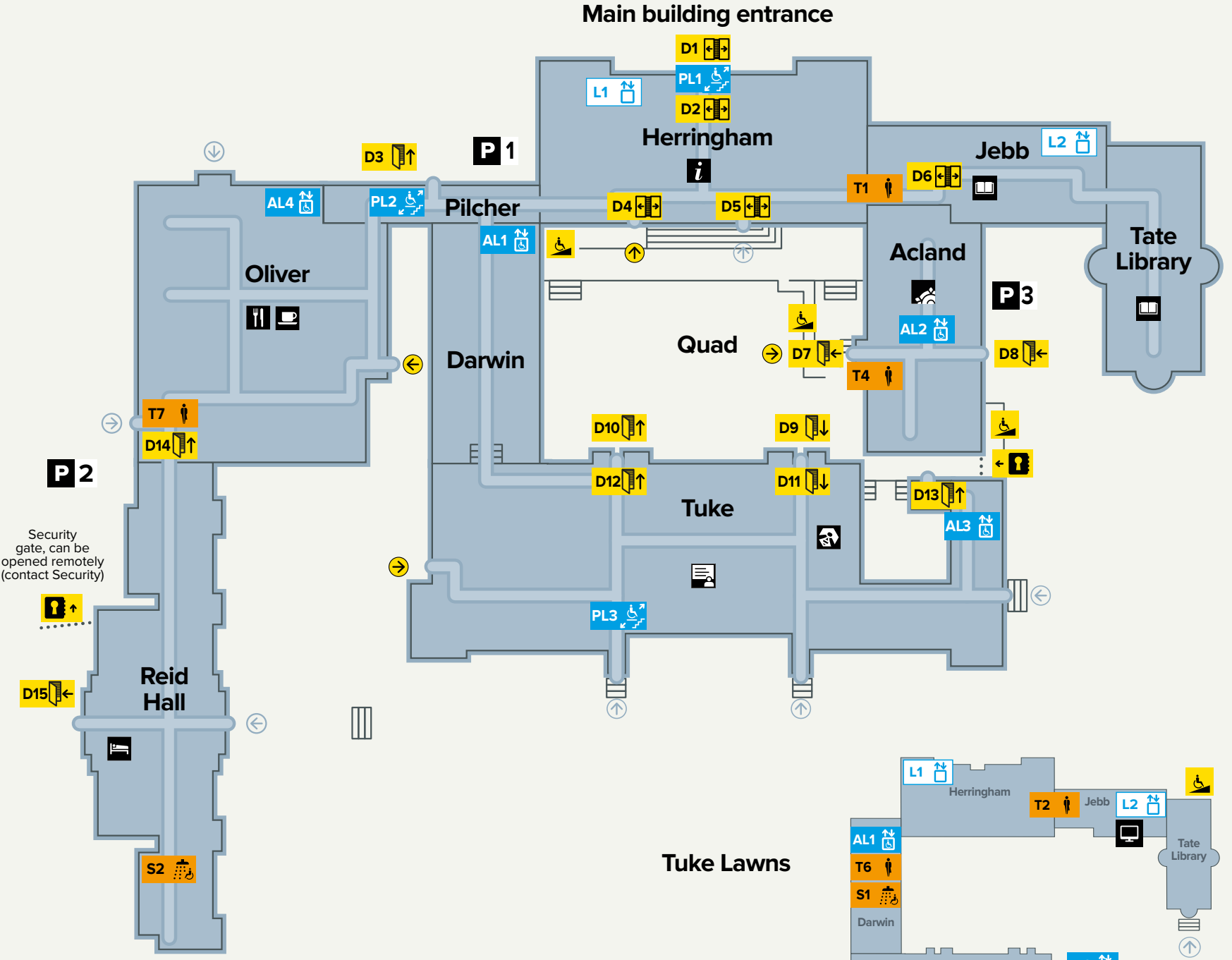
Inner Circle
Regent's Park
London NW1 4NS
Tel +44 (0)20 7487 7700
regents.ac.uk



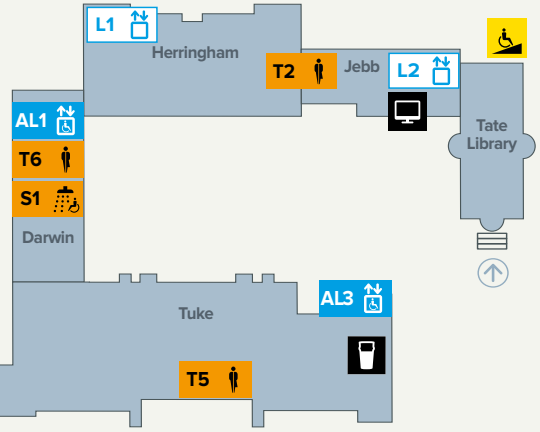
Second Floor



First Floor



Ground Floor



Basement

Level access routes around campus

KEY

- Accessible lift
- Accessible toilet
- Automatic door opens inwards/outwards
- Sliding doors
- Building entrance (manual door)
- Level access route
- Passenger lift
- Platform lift
- Security gate
- Staircase
- Steps

Notes on wheelchair access:

The following areas are accessible to wheelchair users without assistance:

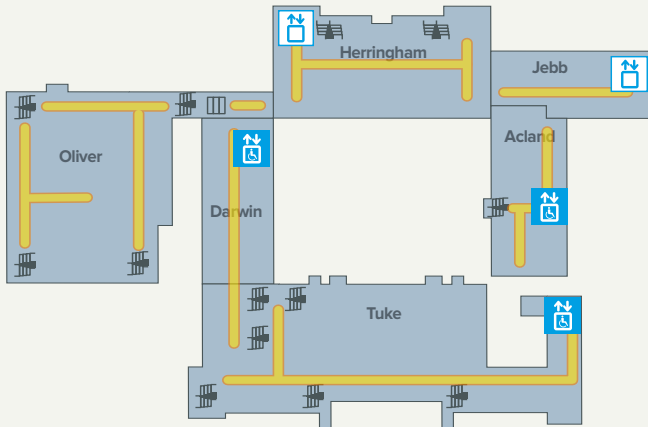
- Ground floor: all buildings
- Basement: Darwin
- First and second floors: Acland, Darwin

The presence of manual doors means that some assistance may be necessary in these areas:

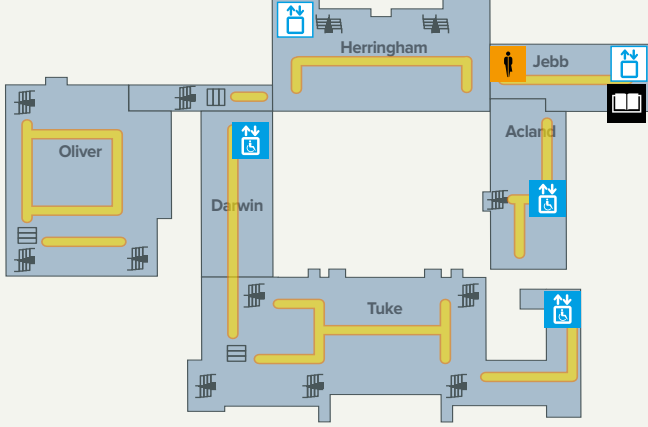
- Basement: Jebb, Tate Library, Tuke
- First and second floors: Tuke

The following areas are not accessible to wheelchairs:

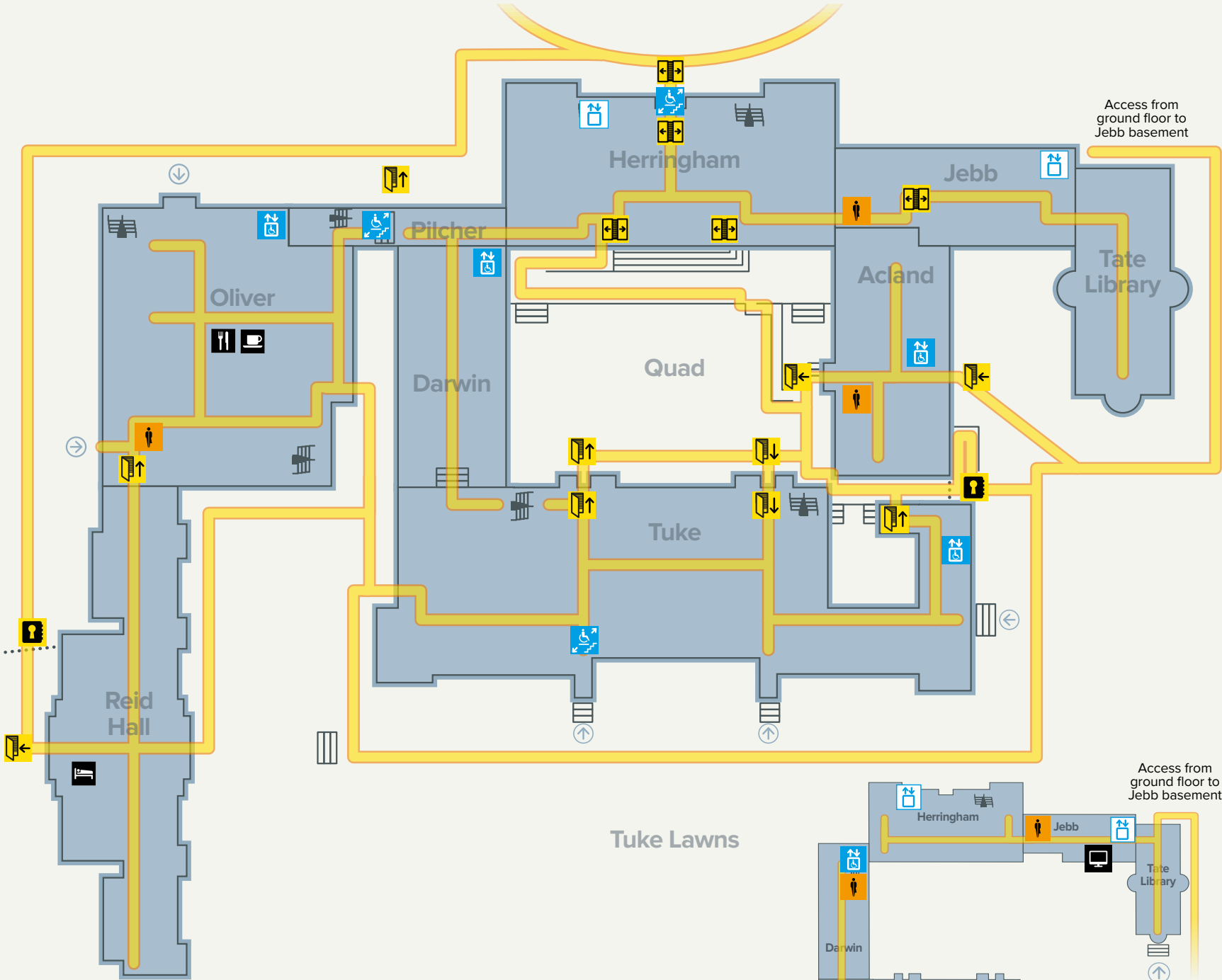
- First and second floors: Herringham, Jebb, Oliver, Pilcher



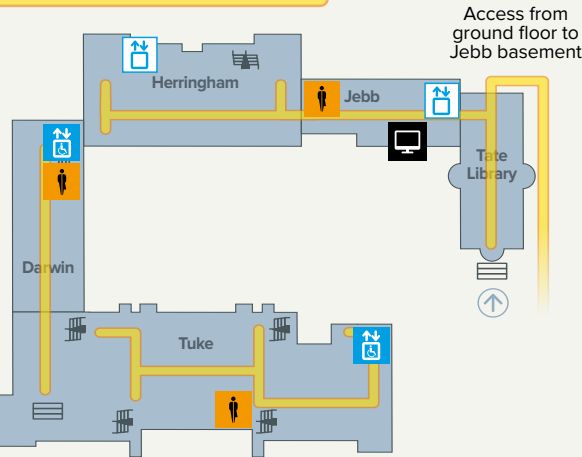
Second Floor



First Floor



Ground Floor



Basement